

Corryvrechen

WERNER



Straight Shaft

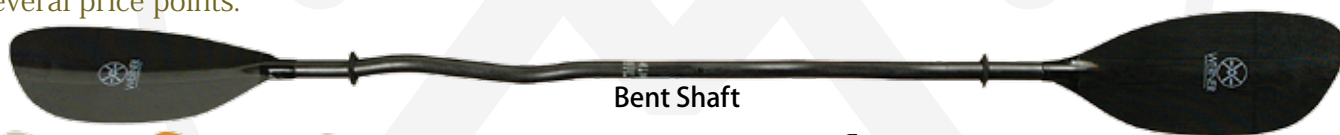
Atlantic Kayak Tours Says: The Molokai has been the best large blade paddle for the past few years. When Werner said they were replacing it with the Corryvrechen we were skeptical. After using the Corryvrechen, the reviews from both staff and clients are overwhelmingly positive. It feels lighter and it enters the water smoother.

This is a large high angle blade. Good for the 210 cm to 220 cm length. The adjustable ferrule allows you to feather the paddle in 15 degree increments. The ferrule was the first thing to wear out on the old paddles. With this new system the paddles will last even longer.

Werner only offers the bent shaft Corryvrechen in carbon. We don't think most people should purchase a straight carbon paddle. For a small price increase over a straight carbon paddle you can get the bent shaft. If money is not the issue most people prefer the bent shaft. It does take a few days to adjust to the feel of a bent shaft paddle, but once you adjust you won't want to go back to a straight shaft.

Werner Says: The Corryvrechen is ideal for aggressive high angle paddlers who enjoy a powerful catch and linking several strokes together.

With growing popularity in higher angle BCU style paddling Werner became aware there was not an ideal paddle currently offered or preferred by this niche market. Paddlers were using everything from heavy plastic to longer whitewater designs. Nothing being used offered ideal performance. We saw the need to design a series specifically to perform well for this aggressive high angle style. These new designs needed to offer smooth slicing strokes to allow for easy and stable transitions when linking or combining strokes. They also had to work well with shorter paddle lengths. We wanted to offer a relatively light weight design, with solid features, as well as have it available at several price points.



Bent Shaft

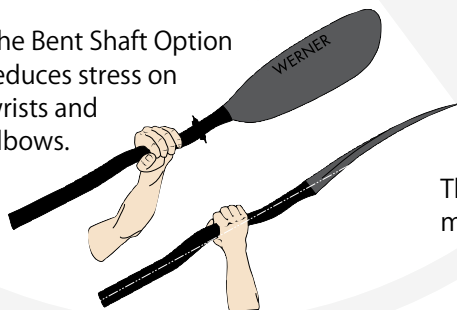


Pearl


Amber

Orange

The Bent Shaft Option reduces stress on wrists and elbows.

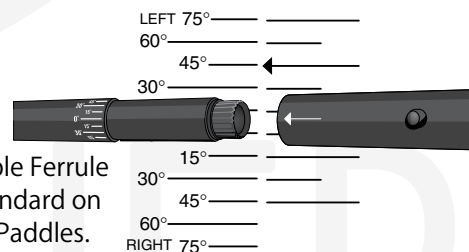


The size of the paddle shaft must match your hand size.



Corryvrechen Specs

- Large High Angle blade with a powerful catch
- Slight dihedral for smooth linking strokes
- Adjustable Ferrule system
- Small diameter shaft available
- Surface Area: 710 sq cm
- Paddle Lengths: 205-230 cm
- Blade Length 49 cm, Blade Width: 20 cm
- Weight for size 215 cm
 - Premium Fiberglass Straight Shaft: 31 oz.
 - Premium Fiberglass Bent Shaft: 35 oz.
 - Ultra-Light Ounces: 23 oz.
 - Carbon Bent Shaft: 30 oz.



The Adjustable Ferrule System is standard on all Premium Paddles.

2006 Retail Prices

- 1 piece straight fiberglass: \$235
- 2 piece straight fiberglass: \$250
- 4 piece straight fiberglass: \$310
- 2 piece bent fiberglass: \$325
- 1 or 2 piece bent carbon: \$400
- 1 piece Ultralight Straight: \$360